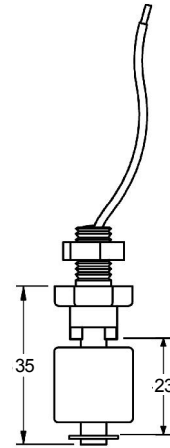


## IMN 20 PP

### LEVEL MAGNETIC SWITCH

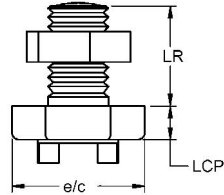


<b>General</b>	Operating principle	The IMN level magnetic sensors are based on the action of a reed switch located inside the tube, which is activated by a magnet housed inside the float and moves due to the thrust of the liquid.
	Application	<ul style="list-style-type: none"> <li>· For the detection of a single point liquid level.</li> <li>· Used in maneuvers for filling, emptying, overflow alarm, etc.</li> </ul>



<b>Housing</b>	Electrical connection	By two conductor wires.
	Length	0,3 m
	Cable material (Temperature)	PVC, UL1007 AWG22 (70 °C)

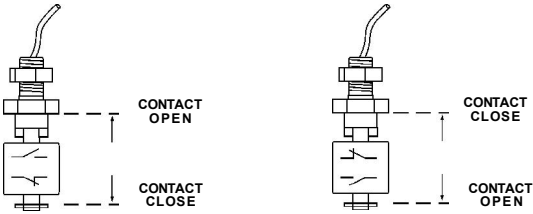
<b>Body</b>	Guide tube	PP. Ø7 mm
	Float run	5 mm
	Temperature	-20..+80 °C
	Assembly position	Vertical, ±15°
	Protection	IP65. Encapsulated with epoxic resin.

<b>Process connection</b>	Thread	<b>M 8</b>
	Material	PP
	LR (mm)	13
	LCP (mm)	5
	e/c (mm)	12



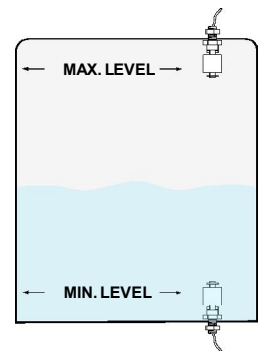
<b>Floats</b>		<b>IMN 20 PP</b>
	Material	FOAM
	Dimension (mm)	Ø 19x16
	Pressure (kg/cm²)	Atm
	Density (g/cm³)	e > 0,75
	FS / FH (mm)	14 / 5

<b>Contacts</b>	Class	20 WVA / 250VAC - 1A
	Type	Reverse the position of the float, contact can be NO or NC
	Layout	

Ordering code	IMN 20 PP
---------------	-----------

Installation examples



**Microlectra bv.**  
 Augustapolder 12.  
 2992 SR Barendrecht  
 The Netherlands  
 www.microlectra.com  
 info@microlectra.nl